

© COPYRIGHT RESERVED. ALL PARTS OF THIS DRAWING ARE THE EXCLUSIVE PROPERTY OF ATA ARCHITECTURAL DESIGN LTD AND SHALL NOT BE USED WITHOUT THE ARCHITECT'S CONSENT. THE CONTRACTOR SHALL REPORT ALL ERRORS AND OMISSIONS TO THE ARCHITECT, AND CERTIFY ALL DIMENSIONS ON SITE BEFORE PROCEEDING WITH THE WORK. DO NOT SCALE DRAWINGS.

REVISIONS:

rev.	date	description
1.	SEPT 21/20	ISSUED FOR COORDINATION
2.	DEC 10/20	ISSUED FOR DP
3.	APRIL 13/21	RE-ISSUED FOR DP
4.	JUNE 7/21	RE-ISSUED FOR DP
5.		
6.		
7.		
8.		
9.		
10.		
11.		
12.		

SEAL:

NOTES:

THE DRAWINGS ARE NOT TO BE SCALED.  
THE DESIGN AND DRAWING REMAIN THE PROPERTY OF ATA ARCHITECTURAL DESIGN LTD AND MAY NOT BE ALTERED, ISSUED, OR REPRODUCED WITHOUT THEIR SPECIFIC WRITTEN CONSENT.

THE CONTRACTOR MUST CHECK AND VERIFY ALL DETAILS AND DIMENSIONS OF THE JOB AND BE RESPONSIBLE FOR SAME. REPORTING ANY DISCREPANCIES TO THE ARCHITECT BEFORE COMMENCING WORK.

ALL DRAWINGS, DETAILS AND SPECIFICATIONS ARE TO BE USED FOR CONSTRUCTION ONLY WHEN SIGNED BY ATA ARCHITECTURAL DESIGN.

CONSULTANT:

PROJECT:

PROPOSED APARTMENT  
995 ENGLAND AVE  
COURTENAY, B.C.

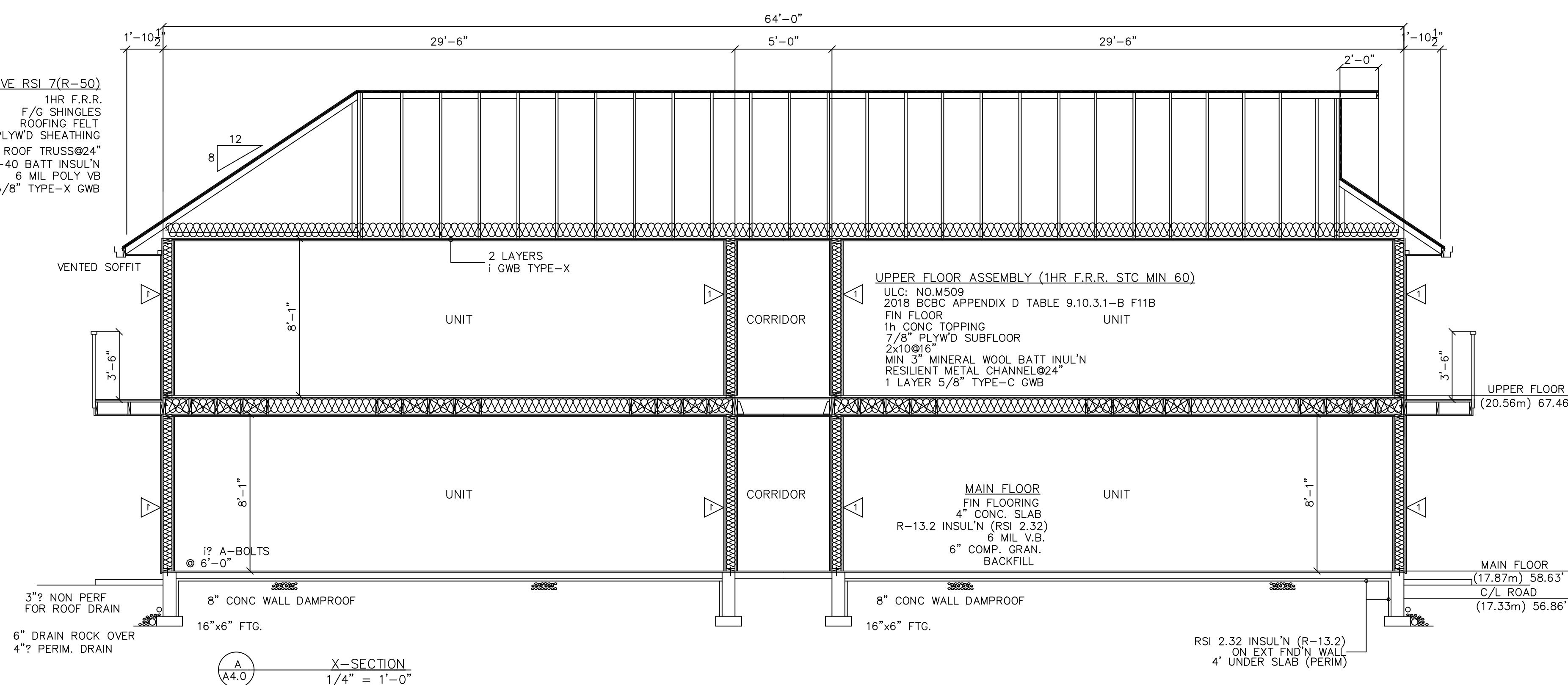
SHEET TITLE:

X-SECTIONS  
AND DETAILS  
(PROPOSED)

CHECKED BY: ATA  
DRAWN BY: TDS  
START DATE: 8/24/20  
SCALE: AS NOTED

PROJECT NO. 19.33  
DRAWING NO. A4.0

**TYP. ROOF ASSEMBLY (TOTAL EFFECTIVE RSI 7(R-50))**  
1HR F.R.R.  
F/G SHINGLES  
ROOFING FELT  
7/16" EXT DRADE PLYWD SHEATHING  
ENG ROOF TRUSS@24"  
R-40 BATT INSUL'N  
6 MIL POLY VB  
2 LAYERS 5/8" TYPE-X GWB



**X-SECTION A-A.0**  
1/4" = 1'-0"

**TYP. EXT. WALL ASSEMBLY: U-0.29 (R-20)**

HARDI-PLANK AS PER ELEVATION  
SHINGLE SIDING AS PER ELEVATION  
h PT WOOD STRAPPING R-0.71  
2 LAYERS STAGGERED 30 MIN BLD'G PAPER OR EQUAL  
h OSB SHEATHING R-.0629  
2x6@24"  
5.5" R-24 BATT INSUL'N  
6 MIL POLY VB  
5/8" GWB TYPE "C" R-0.44

**PARTYWALL (DWELLING UNITS)**

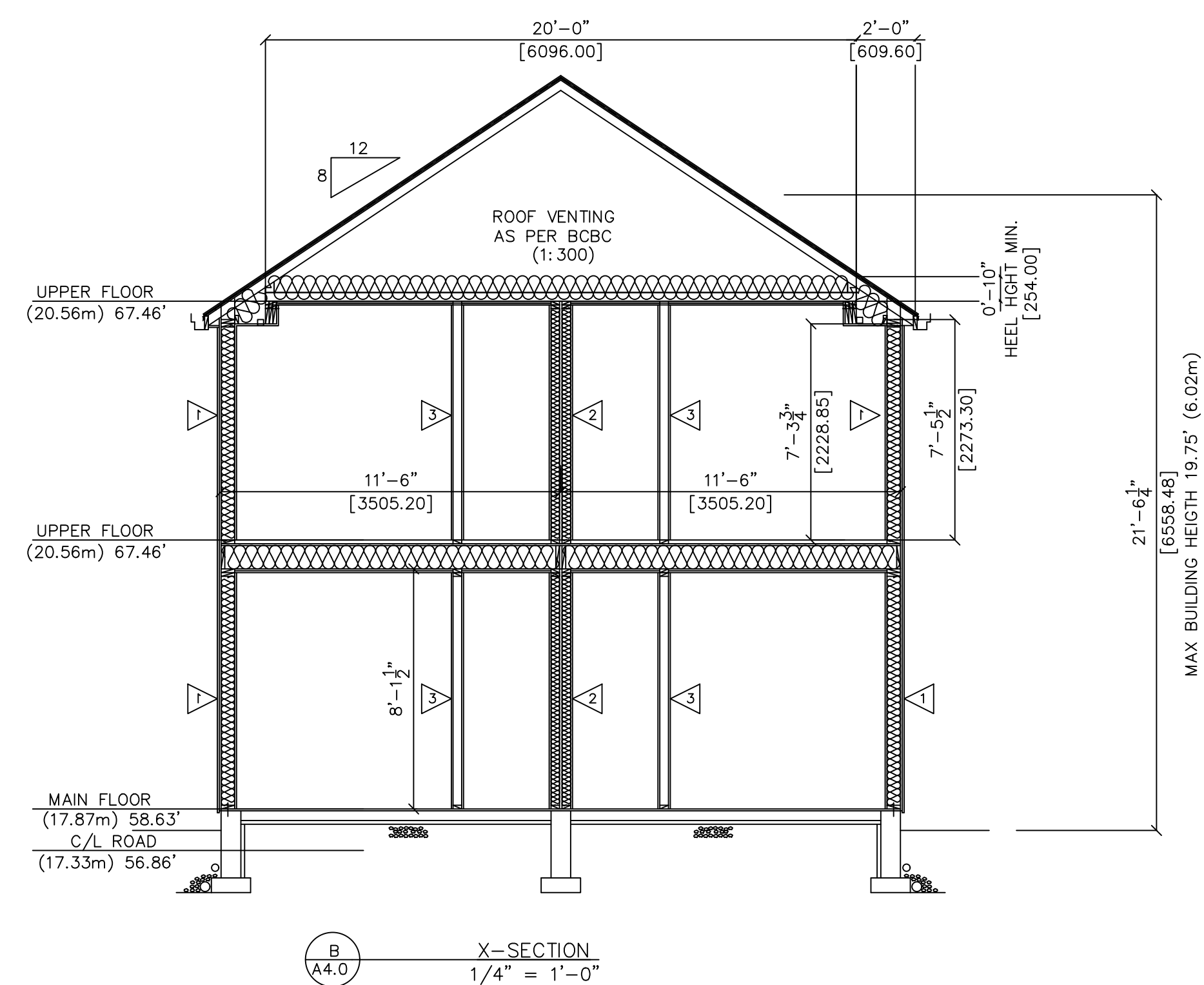
5/8" GWB TYPE "C" R-0.44  
2x4@24"  
R-12 INSUL'N  
1" AIR SPACE  
R-12 INSUL'N  
2x4@24"  
5/8" GWB TYPE "C" R-0.44

**INTERIOR WALL (DWELLING UNITS)**

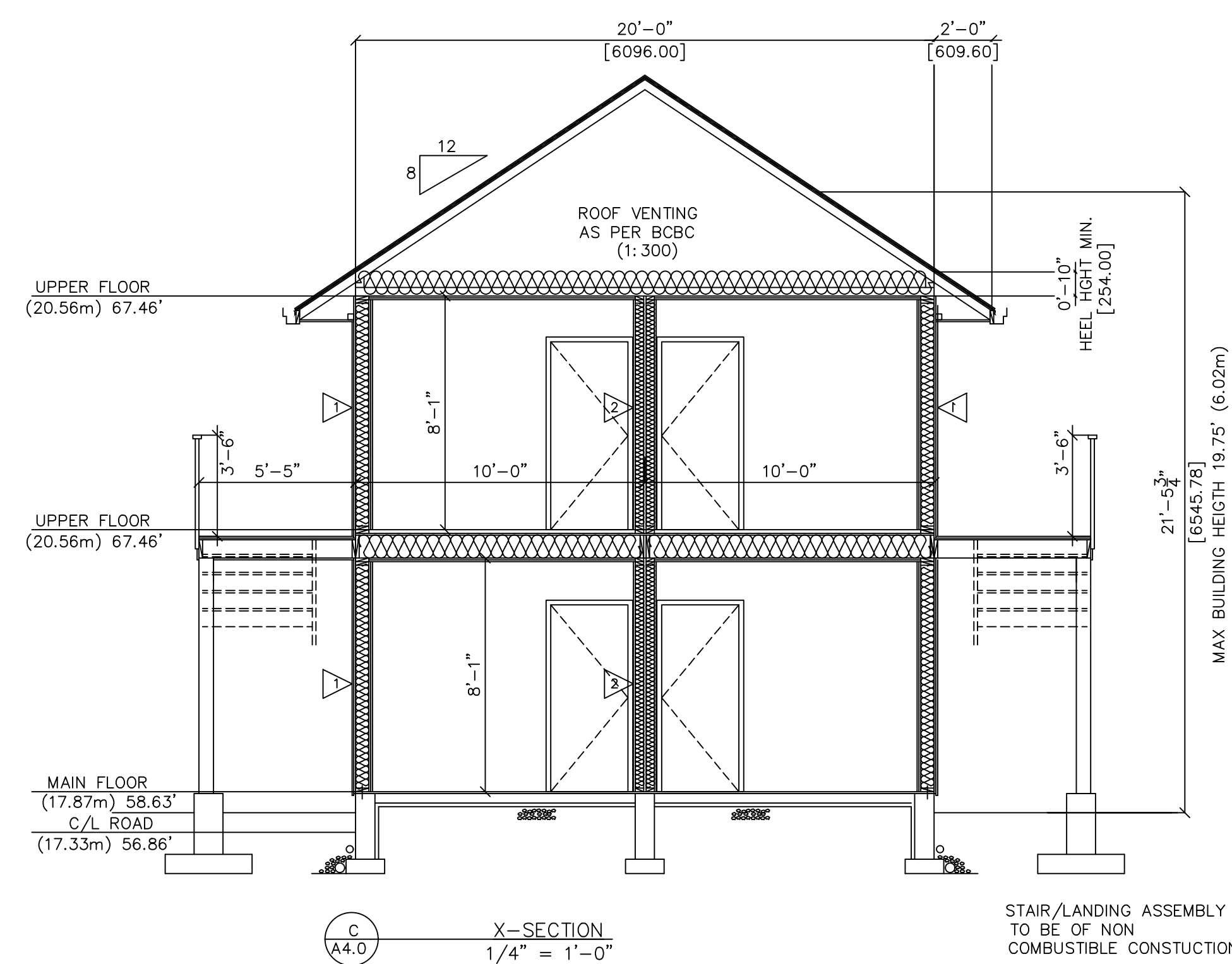
2x4@24"  
1/2" GWB EACH SIDE

**ELECTRICAL ROOM**

HARDI-PLANK AS PER ELEVATION  
1/2" PT WOOD STRAPPING R-0.71  
2 LAYERS STAGGERED 30 MIN BLD'G PAPER OR EQUAL  
1/2" OSB SHEATHING R-.0629  
2x6@24"  
R-20 INSUL'N  
5/8" GWB TYPE "C" R-0.44  
1/2" OSB SHEATHING R-.0629  
HARDI-PLANK AS PER ELEVATION



**X-SECTION B-A.0**  
1/4" = 1'-0"



**X-SECTION C-A.0**  
1/4" = 1'-0"

STAIR/LANDING ASSEMBLY  
TO BE OF NON  
COMBUSTIBLE CONSTRUCTION